

Why use S J Smith Estate Agents? Here's some of our reviews to tell you why!

Hours: 8am–7pm Monday to Friday, 8am-5pm Saturday and 10am-2pm Sunday.
Phone: Ashford 01784 243 333 – Staines 01784 779 100
Email: ashford@sjsmithestateagents.co.uk - staines@sjsmithestateagents.co.uk



Sajid Abbasi

I have used SJSmith Estate agents for last 7 years, both as buyer and landlord. They always come across as professional, courteous, and understanding to customer's needs. I continue to use their services and have no complaints.



Abigail P

Our overall experience with s j smith has been great. Everyone we have dealt with has been brilliant and can't thank you enough especially Nicola who has kept us updated and constantly chased the chain for us after a difficult chain and original one falling through. Thank you!!



Robert Boyce

Great service from Amir and the team! We tried to sell through an online agent with no success.... We signed up with SJSmith and then 3 days later we had an offer!
Highly recommend!



Lincoln Williamson

My partner and I recently bought our first home from S J Smith and from start to finish they were excellent. From arranging a viewing, to keeping us updated throughout the whole process and being able to answer all our questions and queries in a very timely manner. There was a number of difficulties with the sale, however Nicola went above and beyond in helping these difficulties get resolved, keep us in the loop, offer support and guidance and ensure that the sale happened as quick as possible. If not for Nicola, I honestly don't think the sale would have gone ahead! Thank-you Nicola and thank you S J Smith!



Katie Jameson

Great service, kept up to date throughout the whole process as the first time selling a home.



Louise Cambray

We bought and sold through SJ Smith and can't recommend them enough. Everyone at the office is great but we knew we were in safe hands with Louis from the off. He was so knowledgeable and took the time to listen to what was important to us. He was always available to talk things through and help solve any issues. Nothing was ever too much trouble, and he continually went over and above - genuinely a really nice guy! Nicola was also amazing, so efficient and made what was a very difficult process as painless as possible. We are very grateful to both of them for all of their help!



6 Station Approach
Ashford
Middlesex
TW15 2QN

t: 01784 243333
e: ashford@sjsmithestateagents.co.uk
www.sjsmithestateagents.co.uk

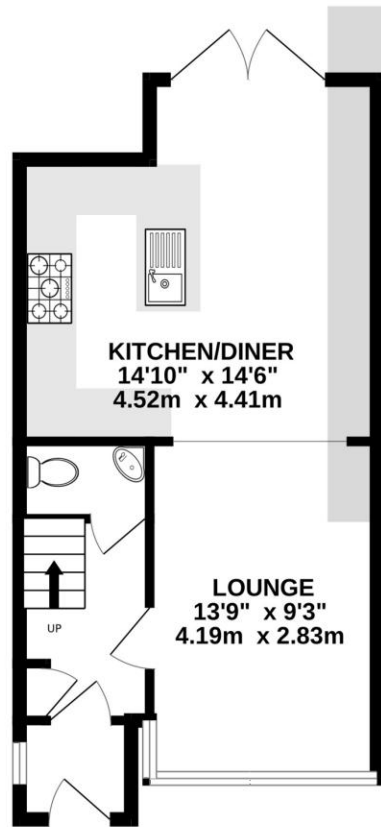
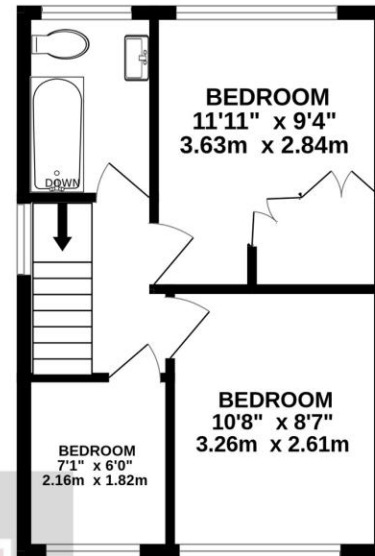
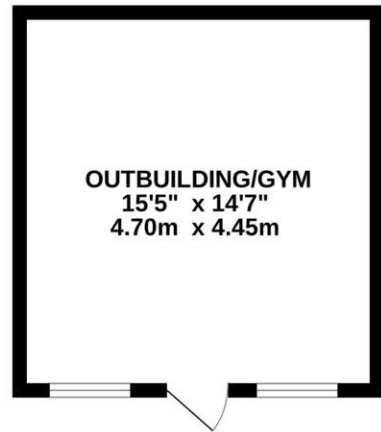


60 Spelthorne Lane, Ashford, Surrey , TW15 1UH
Guide Price £450,000 - Freehold

A beautifully presented three bedroom semi detached family home offered to the market with no onward chain and benefiting from an open plan kitchen, driveway and 60ft rear garden. Further benefits include: entrance porch with room for coats and shoes, entrance hall with access to the newly fitted downstairs WC and access to the bright and airy living room which is opened through and leads down to the stunning re-fitted open plan kitchen dining area. The kitchen has a breakfast bar area, Quartz worktops, a range of matching units and a 5 ring gas hob, the dining area has large patio doors leading out to the private rear garden. On the first floor there are two double bedrooms, the master of which has fitted wardrobes, a single third bedroom and a modern three piece family bathroom suite. Externally the property has it's own driveway to the front with parking for two cars, a side access and a landscaped 60ft Westerly facing garden with a detached timber outbuilding with power and lights. Conveniently situated within easy access of local bus routes, Schools and Charlton Village and Ashford town centres. Viewings recommended!

GROUND FLOOR
630 sq.ft. (58.5 sq.m.) approx.

1ST FLOOR
321 sq.ft. (29.8 sq.m.) approx.



SPELTHORNE LANE

TOTAL FLOOR AREA: 951 sq.ft. (88.3 sq.m.) approx.

Whilst every attempt has been made to ensure the accuracy of the floorplan contained here, measurements of doors, windows, rooms and any other items are approximate and no responsibility is taken for any error, omission or mis-statement. This plan is for illustrative purposes only and should be used as such by any prospective purchaser. The services, systems and appliances shown have not been tested and no guarantee as to their operability or efficiency can be given.
Made with Metropix ©2023

- NO CHAIN
- EXCELLENT CONDITION THROUGHOUT
- 60FT WESTERLY FACING GARDEN

- RE-WIRED THROUGHOUT
- NEW KITCHEN IN 2020
- EPC RATING TBC
- DOWNSTAIRS WC



Council Tax

Spelthorne Borough Council, Tax Band D being £2,201.79 for 2022/23

Council tax bands can be reassessed by local authorities at any point, the council tax band is only taken at point of listing and should not be relied on as current banding

Agent note Under Consumer Protection Regulations we have endeavoured to make these details as reliable and as accurate as possible. The accuracy is not guaranteed and does not form part of any contract as the details are prepared as a general guide. We have not carried out a detailed survey or tested any appliances, specific fittings, or services (gas/electric). Room sizes should not be relied upon for carpets or furnishing nor should internal photos as these are intended as a guide only and may have changed since. It should not be assumed that any furniture/fittings are included. Lease, ground rent, maintenance or any other charges have been provided by the vendor and their accuracy cannot be guaranteed. We always advise a buyer should obtain verification on points via a solicitor.