

Energy performance certificate (EPC)

62, Branch Street
HUDDERSFIELD
HD1 4JL

Energy rating

E

Valid until:

2 March 2027

Certificate number:

8406-8375-9029  **-3507-1733**

Property type

Enclosed-mid-terrace house

Total floor area

84 square metres

Rules on letting this property

Properties can be let if they have an energy rating from A to E.

You can read [guidance for landlords on the regulations and exemptions \(https://www.gov.uk/guidance/domestic-private-rented-property-minimum-energy-efficiency-standard-landlord-guidance\)](https://www.gov.uk/guidance/domestic-private-rented-property-minimum-energy-efficiency-standard-landlord-guidance).

Energy rating and score

This property's energy rating is E. It has the potential to be B.



[See how to improve this property's energy efficiency.](#)

The graph shows this property's current and potential energy rating.

Properties get a rating from A (best) to G (worst) and a score. The better the rating and score, the lower your energy bills are likely to be.

For properties in England and Wales:

the average energy rating is D
the average energy score is 60

| Score | Energy rating | Current | Potential |
|-------|---------------|---|---|
| 92+ | A | | |
| 81-91 | B | |  83 B |
| 69-80 | C | | |
| 55-68 | D | | |
| 39-54 | E |  43 E | |
| 21-38 | F | | |
| 1-20 | G | | |

Breakdown of property's energy performance

Features in this property

Features get a rating from very good to very poor, based on how energy efficient they are. Ratings are not based on how well features work or their condition.

Assumed ratings are based on the property's age and type. They are used for features the assessor could not inspect.

| Feature | Description | Rating |
|----------------------|---|-----------|
| Wall | Sandstone or limestone, as built, no insulation (assumed) | Very poor |
| Wall | Solid brick, as built, no insulation (assumed) | Very poor |
| Roof | Pitched, no insulation | Very poor |
| Window | Fully double glazed | Average |
| Main heating | Boiler and radiators, mains gas | Good |
| Main heating control | Programmer, room thermostat and TRVs | Good |
| Hot water | From main system | Good |
| Lighting | Low energy lighting in 25% of fixed outlets | Average |
| Floor | Solid, no insulation (assumed) | N/A |
| Secondary heating | Room heaters, mains gas | N/A |

Primary energy use

The primary energy use for this property per year is 462 kilowatt hours per square metre (kWh/m²).

Additional information

Additional information about this property:

- Stone walls present, not insulated

How this affects your energy bills

An average household would need to spend **£1,473 per year on heating, hot water and lighting** in this property. These costs usually make up the majority of your energy bills.

You could **save £781 per year** if you complete the suggested steps for improving this property's energy rating.

This is **based on average costs in 2017** when this EPC was created. People living at the property may use different amounts of energy for heating, hot water and lighting.

Heating this property

Estimated energy needed in this property is:

- 21,477 kWh per year for heating
 - 2,147 kWh per year for hot water
-

Impact on the environment

This property's environmental impact rating is F. It has the potential to be C.

Properties get a rating from A (best) to G (worst) on how much carbon dioxide (CO₂) they produce each year.

Carbon emissions

An average household produces 6 tonnes of CO₂

This property produces 6.9 tonnes of CO₂

This property's potential production 2.1 tonnes of CO₂

You could improve this property's CO₂ emissions by making the suggested changes. This will help to protect the environment.

These ratings are based on assumptions about average occupancy and energy use. People living at the property may use different amounts of energy.

Steps you could take to save energy

| Step | Typical installation cost | Typical yearly saving |
|---|---------------------------|-----------------------|
| 1. Increase loft insulation to 270 mm | £100 - £350 | £160 |
| 2. Internal or external wall insulation | £4,000 - £14,000 | £455 |
| 3. Floor insulation (solid floor) | £4,000 - £6,000 | £44 |
| 4. Low energy lighting | £30 | £36 |
| 5. Condensing boiler | £2,200 - £3,000 | £53 |
| 6. Solar water heating | £4,000 - £6,000 | £34 |
| 7. Solar photovoltaic panels | £5,000 - £8,000 | £259 |

Advice on making energy saving improvements

[Get detailed recommendations and cost estimates \(www.gov.uk/improve-energy-efficiency\)](https://www.gov.uk/improve-energy-efficiency)

Help paying for energy saving improvements


You may be eligible for help with the cost of improvements:

- Insulation: [Great British Insulation Scheme \(www.gov.uk/apply-great-british-insulation-scheme\)](https://www.gov.uk/apply-great-british-insulation-scheme)
- Heat pumps and biomass boilers: [Boiler Upgrade Scheme \(www.gov.uk/apply-boiler-upgrade-scheme\)](https://www.gov.uk/apply-boiler-upgrade-scheme)
- Help from your energy supplier: [Energy Company Obligation \(www.gov.uk/energy-company-obligation\)](https://www.gov.uk/energy-company-obligation)

Who to contact about this certificate

Contacting the assessor

If you're unhappy about your property's energy assessment or certificate, you can complain to the assessor who created it.

| | |
|-----------------|---|
| Assessor's name | Mark Davies |
| Telephone | 01942497977  |
| Email | louise@heatwave-energy.com |

Contacting the accreditation scheme

If you're still unhappy after contacting the assessor, you should contact the assessor's accreditation scheme.

| | |
|----------------------|---|
| Accreditation scheme | Stroma Certification Ltd |
| Assessor's ID | STRO029355 |
| Telephone | 0330 124 9660  |
| Email | certification@stroma.com |

About this assessment

| | |
|------------------------|-----------------------|
| Assessor's declaration | No related party |
| Date of assessment | 3 March 2017 |
| Date of certificate | 3 March 2017 |
| Type of assessment | RdSAP |