


# Energy performance certificate (EPC)



Energy rating

**E**

Valid until 19 January 2031

Certificate number  
2321-3138-3111-1628-1814

## Property type

Ground-floor flat

## Total floor area

31 square metres

## Rules on letting this property

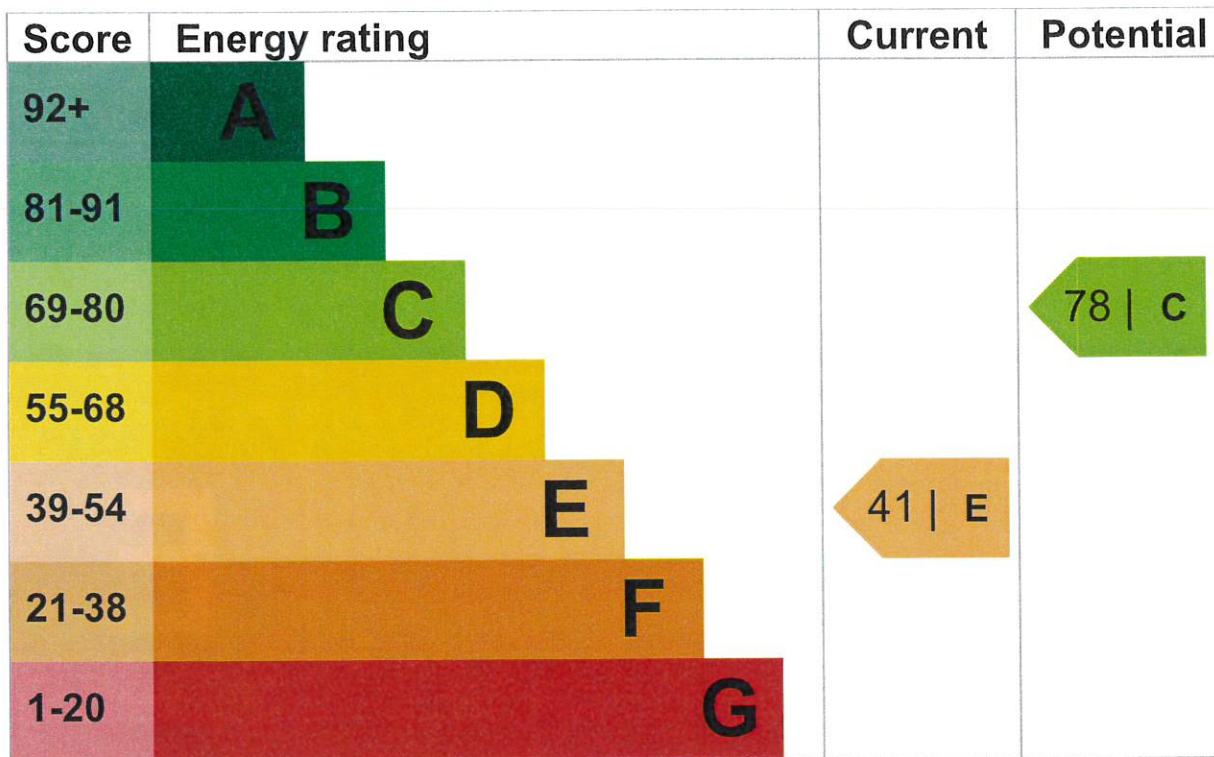
Properties can be rented if they have an energy rating from A to E.

If the property is rated F or G, it cannot be let, unless an exemption has been registered. You can read [guidance for landlords on the regulations and exemptions](https://www.gov.uk/guidance/domestic-private-rented-property-minimum-energy-efficiency-standard-landlord-guidance) (<https://www.gov.uk/guidance/domestic-private-rented-property-minimum-energy-efficiency-standard-landlord-guidance>).

## Energy efficiency rating for this property

This property's current energy rating is E. It has the potential to be C.

[See how to improve this property's energy performance.](#)



The graph shows this property's current and potential energy efficiency.

Properties are given a rating from A (most efficient) to G (least efficient).

Properties are also given a score. The higher the number the lower your fuel bills are likely to be.

The average energy rating and score for a property in England and Wales are D (60).

### Breakdown of property's energy performance

This section shows the energy performance for features of this property. The assessment does not consider the condition of a feature and how well it is working.

Each feature is assessed as one of the following:

- very good (most efficient)
- good
- average
- poor
- very poor (least efficient)

When the description says 'assumed', it means that the feature could not be inspected and an assumption has been made based on the property's age and type.

Feature	Description	Rating
Wall	Solid brick, as built, no insulation (assumed)	Very poor
Window	Single glazed	Very poor
Main heating	Electric storage heaters	Average
Main heating	Electric storage heaters	Average
Main heating control	Manual charge control	Poor



Feature	Description	Rating
Main heating control	Controls for high heat retention storage heaters	Good
Hot water	Electric immersion, off-peak	Very poor
Lighting	Low energy lighting in 50% of fixed outlets	Good
Roof	(another dwelling above)	N/A
Floor	Solid, no insulation (assumed)	N/A
Secondary heating	Room heaters, electric	N/A

## Primary energy use

The primary energy use for this property per year is 837 kilowatt hours per square metre (kWh/m<sup>2</sup>).

► [What is primary energy use?](#)

### Environmental impact of this property

One of the biggest contributors to climate change is carbon dioxide (CO<sub>2</sub>). The energy used for heating, lighting and power in our homes produces over a quarter of the UK's CO<sub>2</sub> emissions.

### An average household produces

6 tonnes of CO<sub>2</sub>

### This property produces

4.5 tonnes of CO<sub>2</sub>

### This property's potential production

1.9 tonnes of CO<sub>2</sub>


By making the [recommended changes](#), you could reduce this property's CO<sub>2</sub> emissions by 2.6 tonnes per year. This will help to protect the environment.

Environmental impact ratings are based on assumptions about average occupancy and energy use. They may not reflect how energy is consumed by the people living at the property.

## How to improve this property's energy performance

Making any of the recommended changes will improve this property's energy efficiency.

If you make all of the recommended changes, this will improve the property's energy rating and score from E (41) to C (78).



► [What is an energy rating?](#)

### Recommendation 1: Internal or external wall insulation

Internal or external wall insulation

#### Typical installation cost

£4,000 - £14,000

#### Typical yearly saving

£310

#### Potential rating after carrying out recommendation 1

58 | D

### Recommendation 2: Floor insulation (solid floor)

Floor insulation (solid floor)

#### Typical installation cost

£4,000 - £6,000

#### Typical yearly saving

£100

#### Potential rating after carrying out recommendations 1 and 2

64 | D

### Recommendation 3: Hot water cylinder insulation

Add additional 80 mm jacket to hot water cylinder

#### Typical installation cost

£15 - £30

## Typical yearly saving

£28

## Potential rating after carrying out recommendations 1 to 3

65 | D

## Recommendation 4: Low energy lighting

Low energy lighting

### Typical installation cost

£15

### Typical yearly saving

£13

## Potential rating after carrying out recommendations 1 to 4

66 | D

## Recommendation 5: High heat retention storage heaters

High heat retention storage heaters

### Typical installation cost

£800 - £1,200

### Typical yearly saving

£138

## Potential rating after carrying out recommendations 1 to 5

74 | C

## Recommendation 6: Double glazed windows

Replace single glazed windows with low-E double glazed windows

### Typical installation cost

£3,300 - £6,500

### Typical yearly saving



## Potential rating after carrying out recommendations 1 to 6

78 | C

## Paying for energy improvements

[Find energy grants and ways to save energy in your home.](https://www.gov.uk/improve-energy-efficiency) (https://www.gov.uk/improve-energy-efficiency)

### Estimated energy use and potential savings

#### Estimated yearly energy cost for this property

£1038

#### Potential saving

£669

The estimated cost shows how much the average household would spend in this property for heating, lighting and hot water. It is not based on how energy is used by the people living at the property.

The estimated saving is based on making all of the recommendations in [how to improve this property's energy performance](#).

For advice on how to reduce your energy bills visit [Simple Energy Advice](https://www.simpleenergyadvice.org.uk/) (https://www.simpleenergyadvice.org.uk/).

## Heating use in this property

Heating a property usually makes up the majority of energy costs.

### Estimated energy used to heat this property

#### Space heating

6711.0 kWh per year

#### Water heating

1634.0 kWh per year

## Potential energy savings by installing insulation

Type of insulation	Amount of energy saved
Solid wall insulation	2883 kWh per year

You might be able to receive [Renewable Heat Incentive payments](https://www.gov.uk/domestic-renewable-heat-incentive) (https://www.gov.uk/domestic-renewable-heat-incentive). This will help to reduce carbon emissions by replacing your existing heating system with one that generates renewable heat. The estimated energy required for space and water heating will form the basis of the payments.

## Contacting the assessor and accreditation scheme

This EPC was created by a qualified energy assessor.

If you are unhappy about your property's energy assessment or certificate, you can complain to the assessor directly.

If you are still unhappy after contacting the assessor, you should contact the assessor's accreditation scheme.

Accreditation schemes are appointed by the government to ensure that assessors are qualified to carry out EPC assessments.

## Assessor contact details

### Assessor's name

Mark Glanfield

---

### Telephone

07450580028

---

### Email

[info@homesmartsurveys.co.uk](mailto:info@homesmartsurveys.co.uk)

---

## Accreditation scheme contact details

### Accreditation scheme

ECMK

---

### Assessor ID

ECMK301256

---

### Telephone

0333 123 1418

---

### Email

[info@ecmk.co.uk](mailto:info@ecmk.co.uk)

---

## Assessment details

### Assessor's declaration

No related party

---

### Date of assessment

19 January 2021

---

### Date of certificate

20 January 2021

---

## Type of assessment

▶ [RdSAP](#)

---

## Other certificates for this property

If you are aware of previous certificates for this property and they are not listed here, please contact us at [mhclg.digital-services@communities.gov.uk](mailto:mhclg.digital-services@communities.gov.uk), or call our helpdesk on 020 3829 0748.

There are no related certificates for this property.